

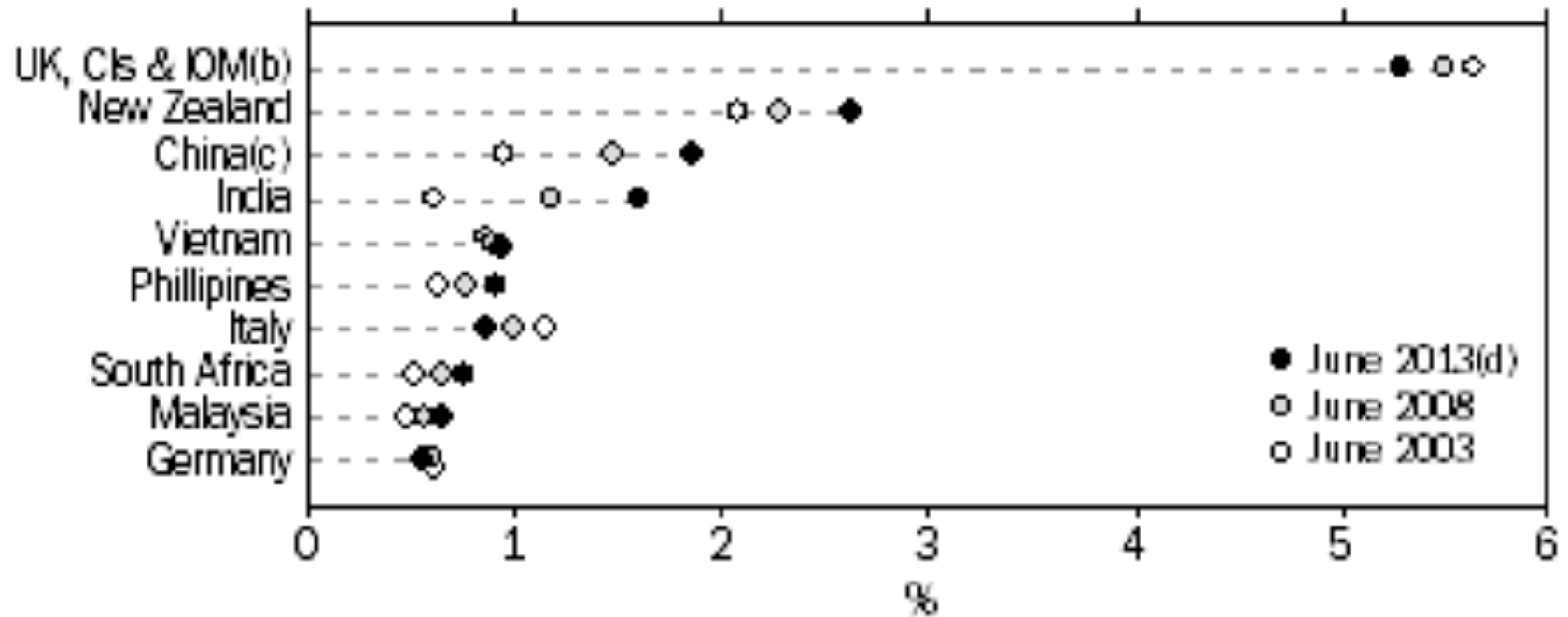
# Australia

## Strategy and Security in the Indo-Pacific Region



**POPULATION**

# AUSTRALIA'S POPULATION BY COUNTRY OF BIRTH



(a) Based on the top 10 countries of birth (excluding Australia) at 30 June 2013.

(b) United Kingdom, Channel Islands and Isle of Man.

(c) Excludes SARs and Taiwan.

(d) Estimates for 1992–2011 are recasted and estimates from June quarter 2012 onwards are preliminary—see paragraph 9 of the Explanatory Notes.

## **ABS: 2011 Census shows Asian languages on the rise in Australian households**

21 June 2012 | CO/60

- **The latest Census of Population and Housing data released by the Australian Bureau of Statistics (ABS) shows that more than 300 different languages are spoken in Australian households.**

2011 Census data has revealed that 76.8 per cent of Australia's population speak only English at home.

The most commonly spoken languages other than English include Mandarin (1.6 per cent), Italian (1.4 per cent), Arabic (1.3 per cent), Cantonese (1.2 per cent) and Greek (1.2 per cent)

Of recent migrants who arrived since 2006, 33.5 per cent speak only English at home and another 54.1 per cent speak another language and English either very well or well. Eleven and a half per cent do not speak English well or at all.

# **ABS: 2011 Census data shows more than 300 ancestries reported in Australia**

21 June 2012 | CO/62

- **Australians have reported identifying with more than 300 ancestries, according to the latest Census of Population and Housing data released by the Australian Bureau of Statistics (ABS) shows.**

The most commonly reported ancestries were

- English (33.7 per cent)
- Australian (33 per cent).
- A further six of the leading 10 ancestries reflected the European heritage in Australia –
  - Irish (9.7 per cent),
  - Scottish (8.3 per cent),
  - Italian (4.3 per cent),
  - German (4.2 per cent),
  - Greek (1.8 per cent) and
  - Dutch (1.6 per cent).
- Other most common ancestries in the top 10 were
  - Chinese (4.0 per cent) and
  - Indian (1.8 per cent).

# Racial Tensions

- 2005 Cronulla Riots
- 2009 Indians victims of attack
- Media accused of exacerbating the problem

# February 2008







## *Australia and Europe area comparison*

Australia's area: 7.7 million sq km

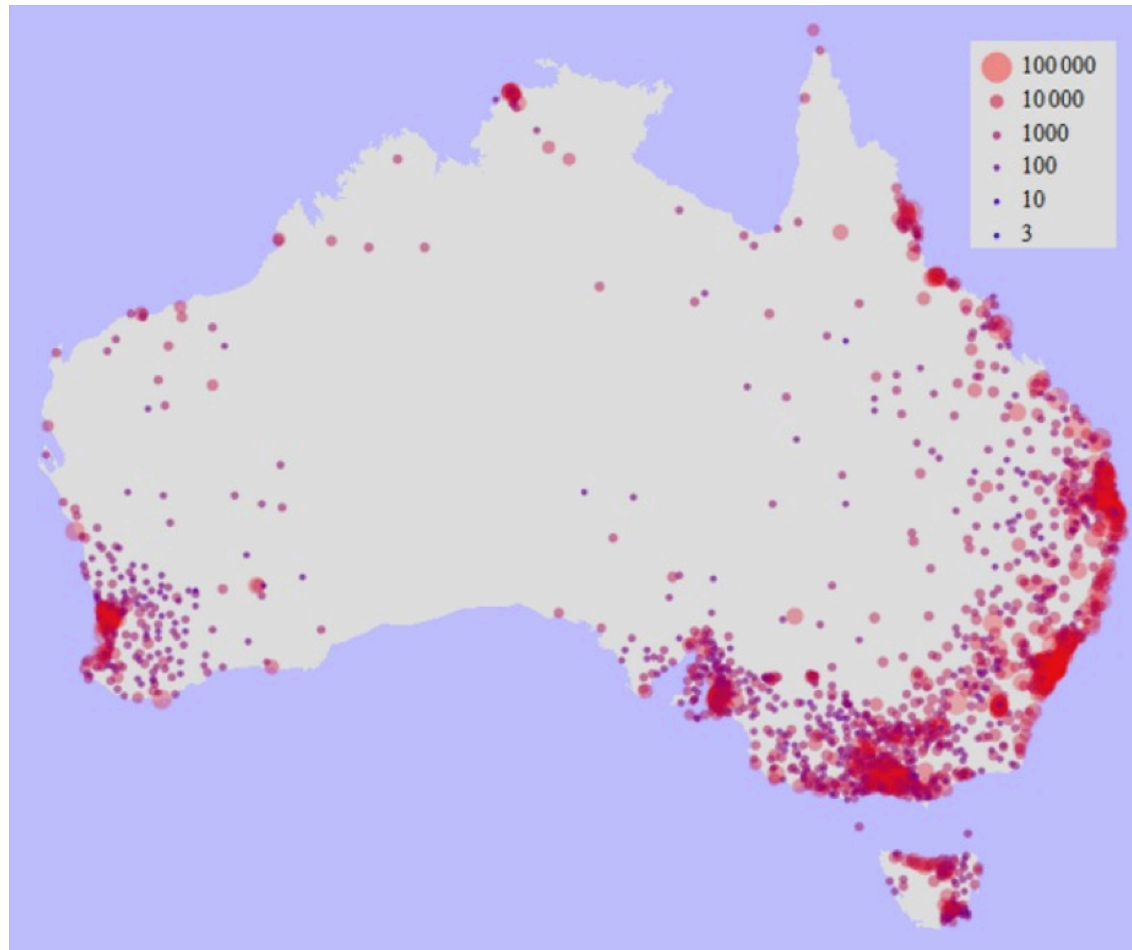
Europe's area (shown): 3.5 million sq km

Darwin to Perth 4396 km • Perth to Adelaide 2707 km • Adelaide to Melbourne 726 km  
 Melbourne to Sydney 887 km • Sydney to Brisbane 972 km • Brisbane to Cairns 1748 km





# Urban/ Rural Australia



=1/5 of the population



# Canberra: Capital city

- Population:  
380000
- Built because of  
rivalry between  
Sydney and  
Melbourne



# **POLITICAL SYSTEM**

# Australian Politics

- A constitutional Monarchy
- State parliaments and Federal parliament
- Compulsory voting
- Preferential voting

# Commonwealth Parliament

- Head of government= Prime Minister
- Senate
- House of Representatives





# ALP



# Coalition

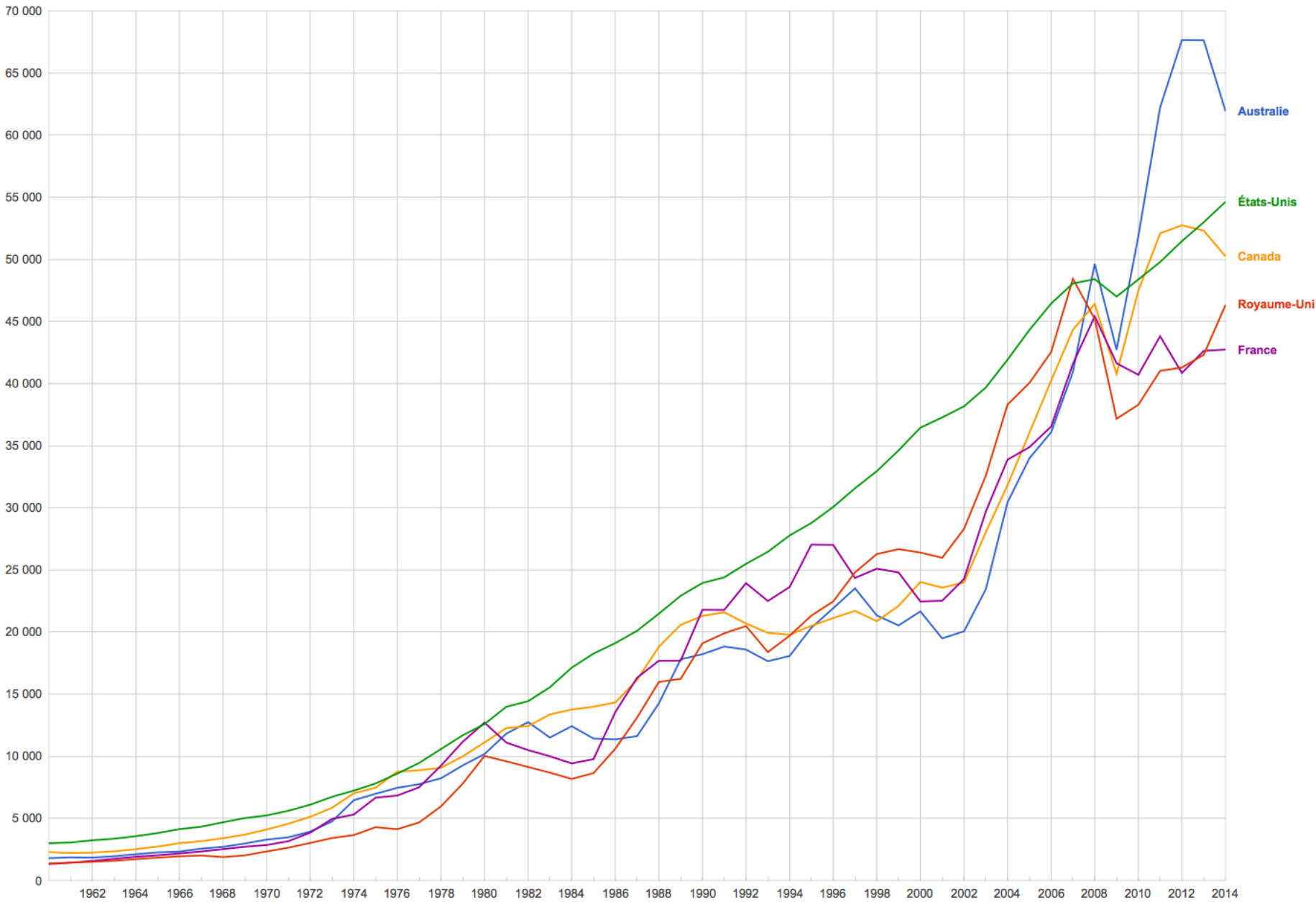
**Liberal Party**  
Urban middle class



**National Party**  
Rural farmers



# **THE ECONOMY**



# Economy

- 12th Largest economy in the world
- 2<sup>nd</sup> in United nations 2013 Human Development Index
- Services : 60%
- Agriculture 3%
- Natural resources : 5%