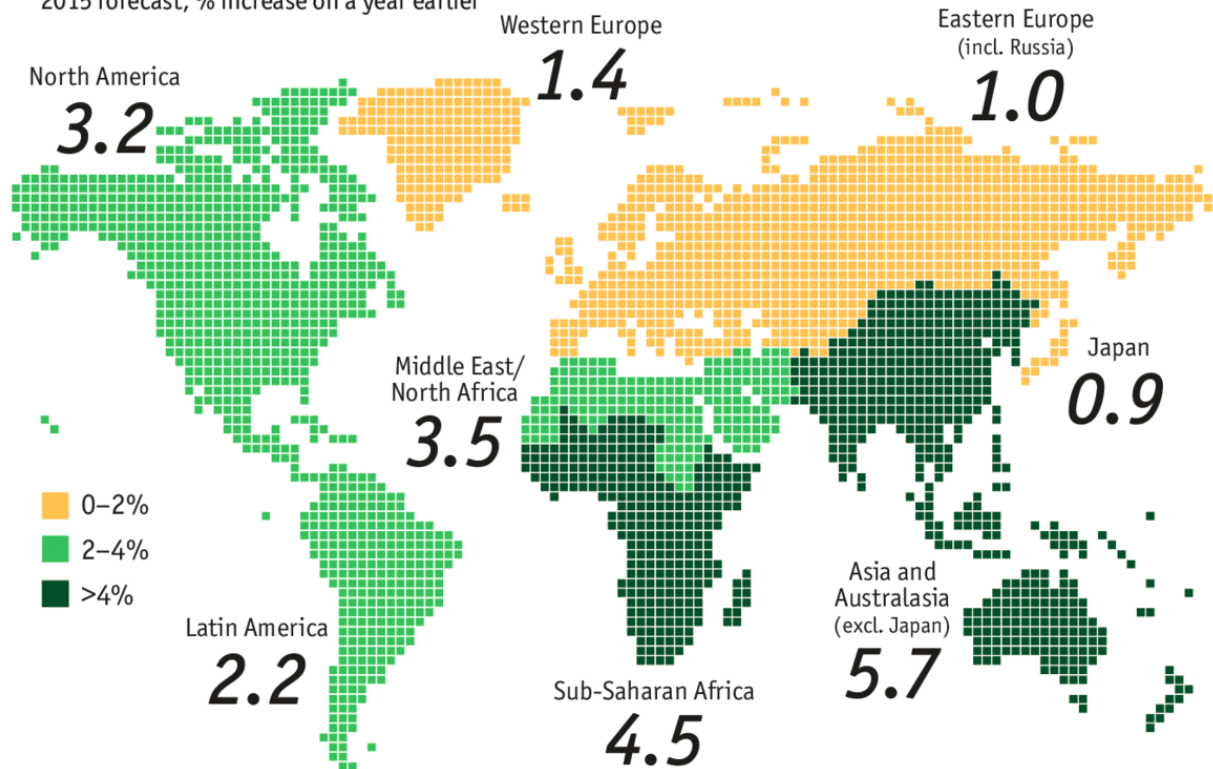


Australia : A Middle Power ?

World GDP*

2015 forecast, % increase on a year earlier



Source: Economist Intelligence Unit

*At market exchange rates

Economist.com/graphicdetail

Show me

Biggest economies



GDP, \$bn | 2013

Rank	Country	GDP, \$bn
1	United States	16,768.0
2	China	9,240.0
3	Japan	4,920.0
4	Germany	3,730.0
5	France	2,806.0 ^a
6	United Kingdom	2,678.0
7	Brazil	2,246.0
8	Italy	2,149.0
9	Russia	2,097.0
10	India	1,875.0
11	Canada	1,827.0
12	Australia	1,560.0
13	Spain	1,393.0
14	South Korea	1,305.0
15	Mexico	1,261.0

Ranking topics

Democracy | [Change](#)




Show me

Democracy index: Most



Most democratic = 100 | 2014

1		Norway	87.8
2		Switzerland	85.9
3		Sweden	85.8
4		Finland	85.5
5		Denmark	84.8
6		Netherlands	82.6
7		New Zealand	81.3
8		Germany	81.0
9		Ireland	80.1
10		Belgium	79.8
11		Austria	79.4
12		Australia	78.9
13		United Kingdom	78.4
14		Canada	78.2
15		France	77.7

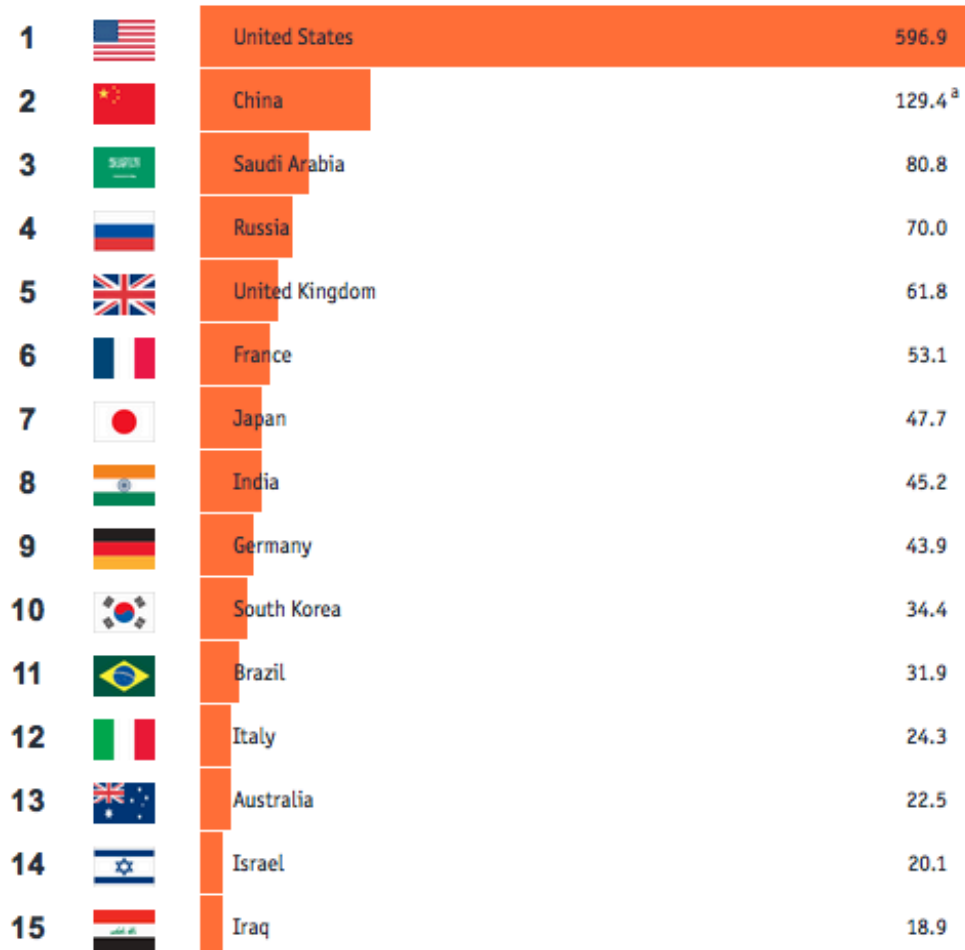
Ranking topics

War and peace | [Change](#)



Show me ▼

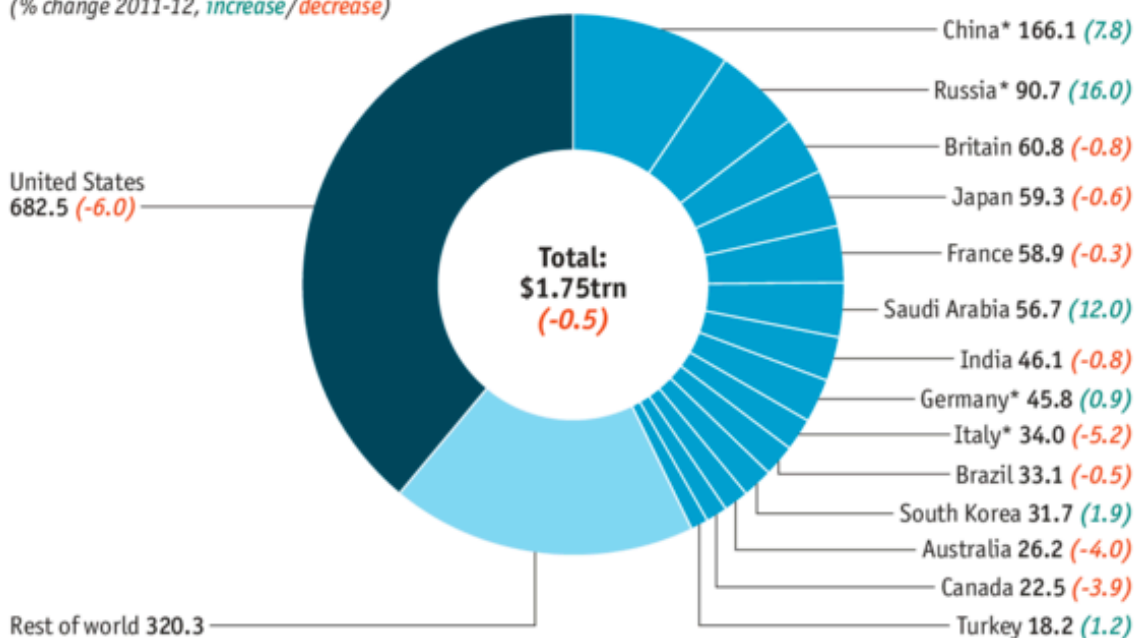
\$bn | 2014



Military spending

2012, \$bn

(% change 2011-12, *increase/decrease*)



Ranking topics

Aid | [Change](#)


















Show me

Largest bilateral and multilateral donors: \$m



\$m | 2013

1		United States	31,545
2		United Kingdom	17,881
3		Germany	14,059
4		Japan	11,786
5		France	11,376
6		Sweden	5,831
7		Saudi Arabia	5,683
8		Norway	5,581
9		Netherlands	5,435
10		United Arab Emirates	5,401
11		Canada	4,911
12		Australia	4,851
13		Turkey	3,276
14		Italy	3,253
15		Switzerland	3,198

Ranking topics

Refugees and asylum seekers | [Change](#)

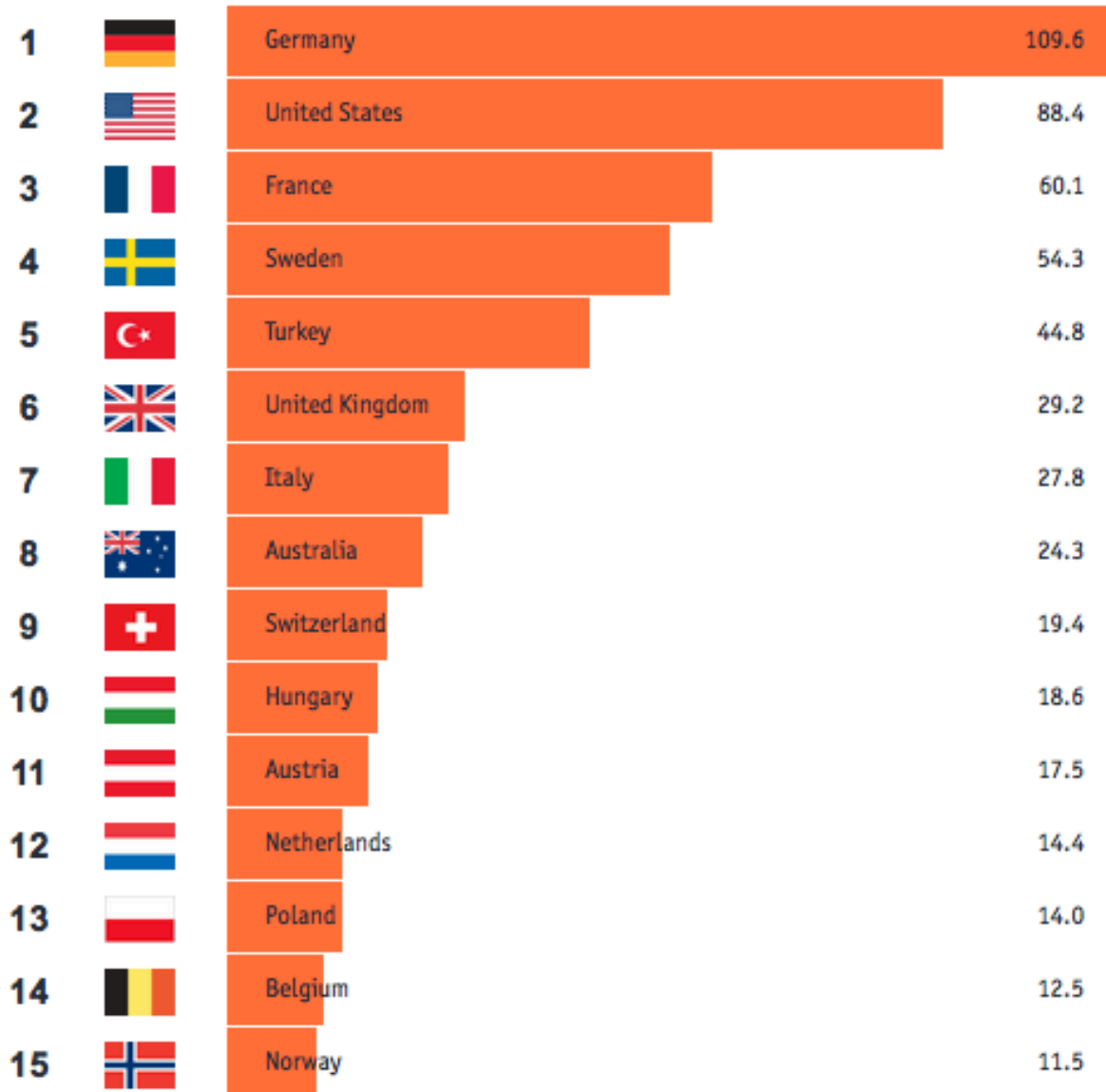


Show me

Asylum applications in industrialised countries

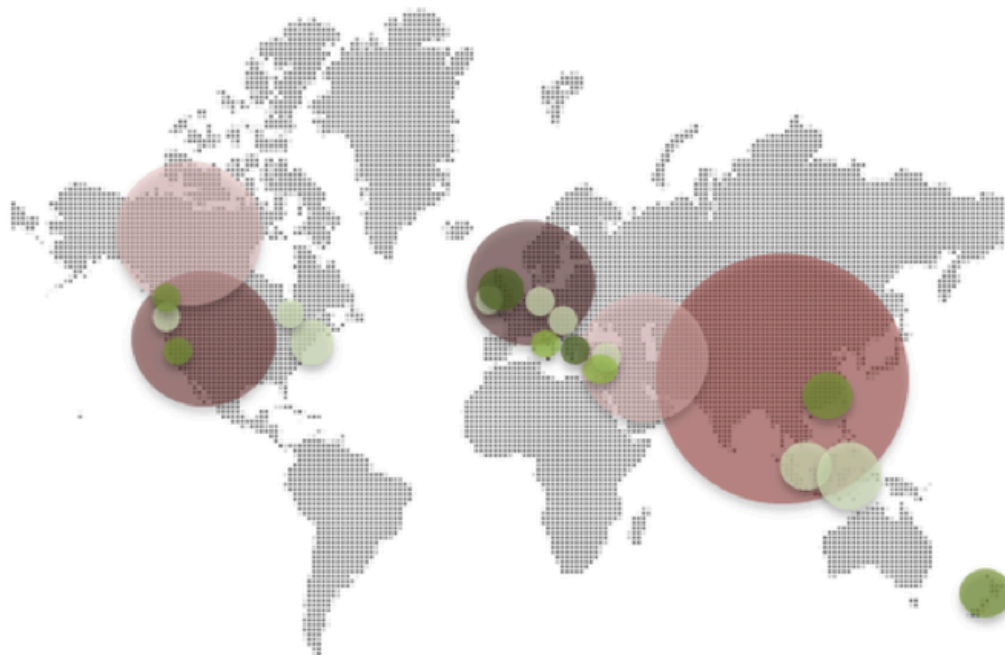


'000 | 2013



Population

Australians Abroad: Preliminary findings on the Australian Diaspora



Population - region		Population - key city centres	
20,000 – 49,999		10,000 – 19,999	
50,000 – 149,999		20,000 – 29,999	
150,000 – 199,999		30,000 – 99,999	
200,000 – 500,000		100,000 – 200,000	

Research by Samantha Banfield

We refer anecdotally to a 'virtual grid' of over one million Australians living and working abroad at any one time, but who are these one million wanderers, and where are they now?

46		Nepal	27.8
47		Ghana	25.9
48		Mozambique	25.8
49		North Korea	24.9
50		Yemen	24.4
51		Taiwan	23.3
		Australia	23.3
53		Madagascar	22.9
54		Cameroon	22.3
55		Syria	21.9
56		Romania	21.7